

Fused Silica production progress.

1.put high purity quartz sand in furnace







2.after being melted at 2200°C for about 12hours



3.after cooling



4.break and divided to 4 grades by man hand according to size of black spot

	Fused silica lumps	Fused silica grains
Grade A No any Black Spot		
Grade AB Have A Little Black Spot		
Grade B Have Black Spot		

Grade C
Have
Many
Black
Spot



5.delivery and load in container.





